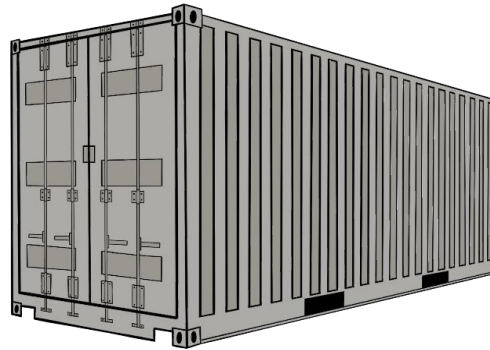


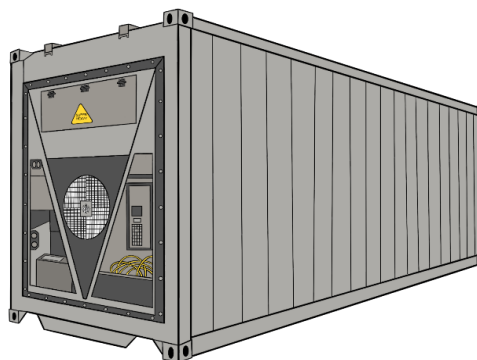
DIMENSIONS OF OCEAN CONTAINERS

DC CARGO CONTAINERS



Type	Container weight			Internal dimensions				Door	
	Gross	Tare	Net	Length	Width	Height	Volume	Width	Height
	(kg)	(kg)	(kg)	(m)	(m)	(m)	(m ³)	(m)	(m)
20 ft	24000	2370	21630	5.898	2.352	2.394	33.20	2.343	2.280
40 ft	30480	4000	26480	12.031	2.352	2.394	67.74	2.343	2.280

REEFER CONTAINERS



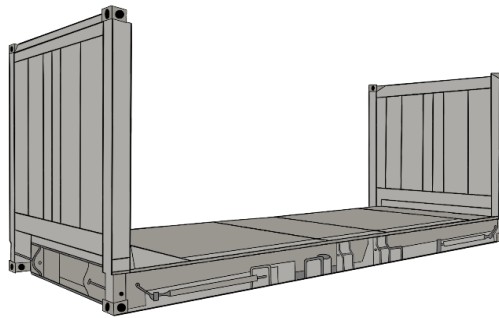
Type	Container weight			Internal dimensions				Door	
	Gross	Tare	Net	Length	Width	Height	Volume	Width	Height
	(kg)	(kg)	(kg)	(m)	(m)	(m)	(m ³)	(m)	(m)
20 ft	24000	3050	20950	5.449	2.290	2.244	26.70	2.276	2.261
40 ft	30480	4520	25960	11.690	2.250	2.247	57.10	2.280	2.205

OPEN TOP CONTAINERS



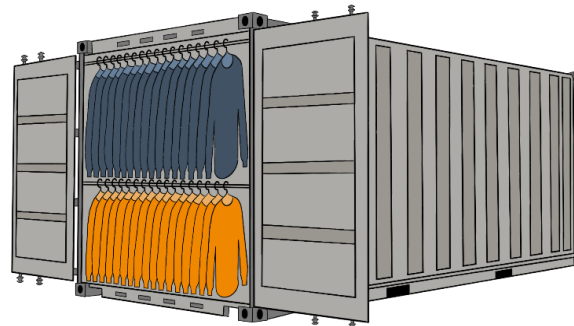
Type	Container weight			Internal dimensions				Door	
	Gross	Tare	Net	Length	Width	Height	Volume	Width	Height
	(kg)	(kg)	(kg)	(m)	(m)	(m)	(m ³)	(m)	(m)
20 ft	24000	2580	21420	5,629	2,212	2,311	32,00	2,330	2,263
40 ft	30480	4290	26190	11,763	2,212	2,311	65,40	2,330	2,263

FLATRACK CONTAINERS



Type	Container weight			Internal dimensions				Door	
	Gross	Tare	Net	Length	Width	Height	Volume	Width	Height
	(kg)	(kg)	(kg)	(m)	(m)	(m)	(m ³)	(m)	(m)
20 ft	30480	2900	27580	5,624	2,236	2,234	27,90	-	-
40 ft	34000	5870	28130	11,786	2,236	1,968	51,90	-	-

GARMENT (ON HANGERS) CONTAINERS



Type	Container weight			Internal dimensions				Door	
	Gross	Tare	Net	Length	Width	Height	Volume	Width	Height
	(kg)	(kg)	(kg)	(m)	(m)	(m)	(m ³)	(m)	(m)
20 ft	24000	2240	21760	5,898	2,352	2,394	33,20	2,343	2,280
40 ft	30480	3885	26595	12,031	2,352	2,394	67,74	2,343	2,280

HIGH CUBE (HQ) CONTAINERS



Type	Container weight			Internal dimensions				Door	
	Gross	Tare	Net	Length	Width	Height	Volume	Width	Height
	(kg)	(kg)	(kg)	(m)	(m)	(m)	(m ³)	(m)	(m)
40 ft	30480	3980	26500	12,031	2,352	2,698	76,30	2,340	2,585
45 ft	30480	4800	25680	13,544	2,352	2,698	86,00	2,340	2,585